


# Mini Guide – Bourne Liquid Wax

Available in 5 L



Use for cleaning:



Wood and cork floors



Traditional liquid wax



Cleans, protects and builds shine


Using...

1




Ventilate the area. Ensure the floor to be sealed is clean and free from polish and dust.

2



Shake container GENTLY. Pour sufficient product into bucket or tray.

3



Using clean mop or applicator, apply seal. Work with the grain and avoid overlapping.

4



Allow to dry and then buff to a shine with a high speed rotary machine with a suitable grade pad or brush.

5



Re-apply Bourne Liquid Wax and buff every 1-4 weeks depending on wear and shine.

