



INTRODUCTION

The Premiere range of high quality carpet care products has been formulated for the periodic deep cleaning and routine treatment of all types of carpet, rugs and upholstery.

The use of the appropriate carpet care product and equipment will remove dirt, grit and dust, enhancing the appearance and considerably extending the life of all textile surfaces and fibres.

First class results can only be achieved using the correct products, machines and equipment within the framework of a regular cleaning programme. This range makes it possible to select a carpet care product with precisely the right characteristics for the task and equipment available.

In the case of difficulty in making the correct choice or for further information on Premiere's cleaning systems and extensive range of cleaning and maintenance chemicals, equipment and machines, contact the local Premiere Representative or Head Office in Cheltenham.

RELEASE®

A low foaming carpet cleaner for use with all wet extraction carpet and upholstery machines, including those with a built-in water heater. It combines a low foaming surface active agent with anti-deposition properties and excellent odour neutralising perfume. Using the recommended dilution ensures that **Release** is extremely economical.

Release assists the removal of grease and dirt from carpets by holding soiling in suspension for quick and effective extraction by vacuum. This is achieved by employing the latest surfactant technology which uses electrostatic repulsion to prevent emulsified soils from being redeposited onto carpet fibres.

Release may also be used for pre-spraying heavily soiled areas and regular bonnet mopping of traffic lanes.

The water softening property of **Release** ensures the effective operation of jet nozzles and needle control valves, reducing the frequency of cleaning these components in hard water areas.

The pH of the concentrate under typical analysis is 11.0 - 12.0.

DIRECTIONS

Always wear appropriate protective clothing and read product label and material safety data sheet before use.

Premiere carpet care products are suitable for both hand cleaning of small areas of carpet and upholstery as well as the cleaning of large areas with conventional machines and equipment. Always follow the dilution ratios and methods recommended.

It is important to test all textile surfaces for colour fastness before carrying out any cleaning procedure. Always check that the chosen cleaning technique is compatible with the type of carpet to be cleaned.

1. CLEANING TECHNIQUES BY HAND

1.1 Pre-spotting: Use **Release** diluted 1:50 with water in a trigger spray for treating heavily soiled areas prior to deep cleaning the whole area by shampooing or extraction cleaning. Use a hand brush to work the solution into the carpet pile. Care should be taken not to overwet the carpet.

2. MACHINE CLEANING TECHNIQUES

2.1 Preparation of Areas: Before carrying out any deep cleaning of carpets, all furniture should be removed. The area must then be thoroughly vacuumed to remove all dust and grit. Any stains in the carpet should be identified and removed using the correct product and procedure. It is also advisable to check that the carpet is securely fixed.

2.2 Bonnet Mopping: This technique is used to rejuvenate carpeted areas in traffic lanes and to extend the period between deep cleaning operations. The procedure requires a trigger spray and a standard speed rotary machine with solution tank, instalok drive plate and bonnet mop.

METHOD: Use **Release** diluted 1:50 with warm water in both the trigger spray and solution tank. Lightly spray one side of the bonnet mop and the first area of carpet to be cleaned to reduce initial friction. Fit the drive plate and bonnet mop to the machine and commence the cleaning operation at the furthest point from the exit. Use the trigger spray or solution tank to keep the carpet damp and work systematically through the area in sections, ensuring that passes overlap. Do not overwet the carpet. Check the bonnet mop frequently and reverse or change when dirty. On completion allow the carpet to dry completely before dry vacuuming.

2.3 Carpet Extraction: A regular rejuvenation cleaning technique for removing dirt and ingrained soiling from carpets to restore the appearance and extend carpet life. A hot water extraction machine is used, together with a dry vacuum, trigger spray and pieces of protective plastic or foil.

METHOD: Pre-spray heavily soiled areas using the method described in paragraph 1.1. Read the machine instructions and prepare a solution of **Release** diluted 1:50 with warm water in the solution tank. Commence extraction at the furthest point from the exit. Do not overwet the carpet. Work systematically moving the floor tool backwards on metre at a time. Repeat the action if necessary using suction only to ensure thorough removal of moisture. Using a two inch overlap, clean the next one metre strip of carpet and continue this method for the whole area. On completion allow the carpet to dry thoroughly and dry vacuum. If the furniture is returned to the area before the carpet has thoroughly dried, use the pieces of plastic or foil underneath the feet to prevent stains occurring.

2.4 Upholstery Extraction: A deep cleaning technique used on large chairs and settees to remove ingrained dirt. The equipment and method are both similar to carpet extraction cleaning but a hand held extraction tool is used, rather than the larger carpet nozzle and wand.

APPLICATION




Use the following chart to determine the dilution rate to be used for the cleaning tasks indicated.

To check colour fastness, always test the carpet or fabric to be cleaned with the solution before commencing any cleaning operation.

CLEANING TASK	RECOMMENDED DILUTION
1.1 PRE-SPRAYING	1:50
2.2 BONNET MOPPING	1:50
2.3 CARPET EXTRACTION	1:50
2.4 UPHOLSTERY EXTRACTION	1:50

MIXING THE REQUIRED SOLUTION

Use the following chart to mix the appropriate cleaning solution for each specific cleaning task.

		1:50 1 PART PRODUCT TO 50 PARTS OF WATER		
		0.5 LITRE TRIGGER	5 LITRE BUCKET	10 LITRE BUCKET
PRECISE AMOUNT OF PRODUCT		10 ml	100 ml	200 ml
MEASURING JUG 	→	MEASURE PRECISE AMOUNT AS INDICATED ABOVE		
PUMP DISPENSER  25ml		1/2	4	8
CAP OR BALL  20ml		1/2	5	10

COVERAGE

An aid to budget and operational planning:

The figures below represent the approximate coverage in square metres obtained from 5 Litres of product when used at the recommended dilution rate.

COVERAGE expressed in units of square metres	DILUTION RATE
	1:50
CARPET EXTRACTION	360

NOTE: One square metre equates to 10.764 square feet.

CLEANING ACADEMY

The Technical Staff in the Cleaning Academy can ensure that the correct equipment and methods are used and our consultants can provide on-site training and advice. A range of training courses and City & Guilds qualifications are available.

HEALTH AND SAFETY INFORMATION

Appropriate Health and Safety Information is detailed on the individual product label or relevant material safety data sheet.

Urgent professional advice regarding First Aid may be obtained by contacting the nearest regional centre of the National Poisons Information / Service (NPIS), where all products are registered.

PACKAGING

2 x 5 litre Polythene Containers

Product Code No. **08007**

No liability is accepted for any loss or damage arising directly or indirectly from the use of the Company's products, or from the use of the implied of freedom from patent rights. Prospective users should, therefore, satisfy themselves by appropriate trials that the product to be used is suitable for the intended use and that such will not infringe any patent.

We continue to reserve the right to alter designs of any product as part of a further process of improvement and products supplied may therefore vary from those detailed on this Technical Information Sheet.

SHELF LIFE

The shelf life of this product is 24 months when stored in unopened original containers at ambient temperature.

QUALITY APPROVALS



The Woolsafe logo signifies that this product has been independently tested and accredited by Wools of New Zealand to carry the Woolsafe Logo. This product met the most stringent performance requirements to protect carpet colours from running or fading. The product has been shown to resist quick re-soiling, does not require C.H.I.P. Classification, is friendly to the environment and safe to use.



BS EN ISO 9001

All products manufactured to Premiere formulations are processed conforming to appropriate standards within the Quality System described in the Quality Manual and comply with the requirements of ISO 9001.

Cert No.
0947290



This symbol indicates that Release is the registered trademark of the Premiere Polish Co Ltd t/a Premiere Products.

Other products from the range are:-

	Code
CS8	
Carpet Mousse	
2 x 5ltr	08004
6 x 750ml	08172

Distributed by: -